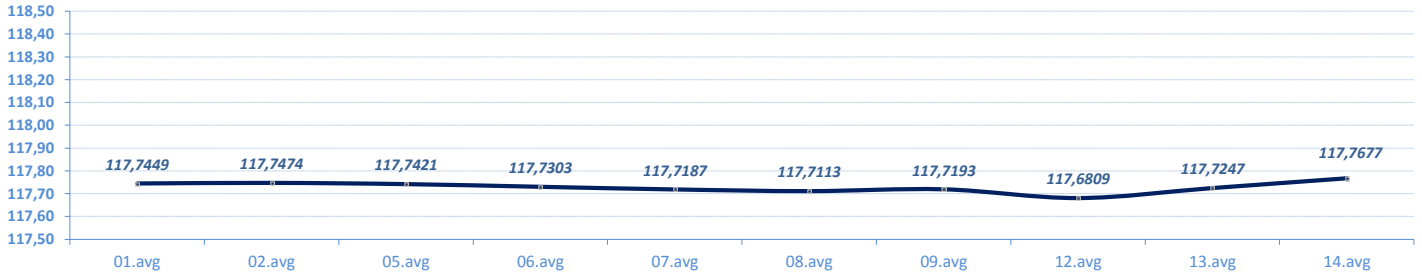


**VESTI / NEWS**

- **SREDNJI KURS EUR/RSD**: Dinar oslabio za 0,043 dinara u odnosu na evro, srednji kurs **117,7677**. Obim međubankarske trgovine evrom na dan 13. avgust do 12:30h iznosio je 5,2 miliona evra. NBS nije intervenisala na međubankarskom tržištu (od početka godine ukupno prodala 130 miliona evra i kupila 1.895 miliona evra).
- **BEOGRADSKA BERZA**: Ineksi zabeležili rast vrednosti, **BELEX15** veći za 0,37 odsto, **BELEXline** veći za 0,33 odsto. Promet **manji** u odnosu na prethodni dan, na regulisanom tržištu najviše trgovano akcijama NIS-a, Aerodroma Nikola Tesla, Dunav osiguranja, Komercijalne banke i Metalca Gornji Milanovac.

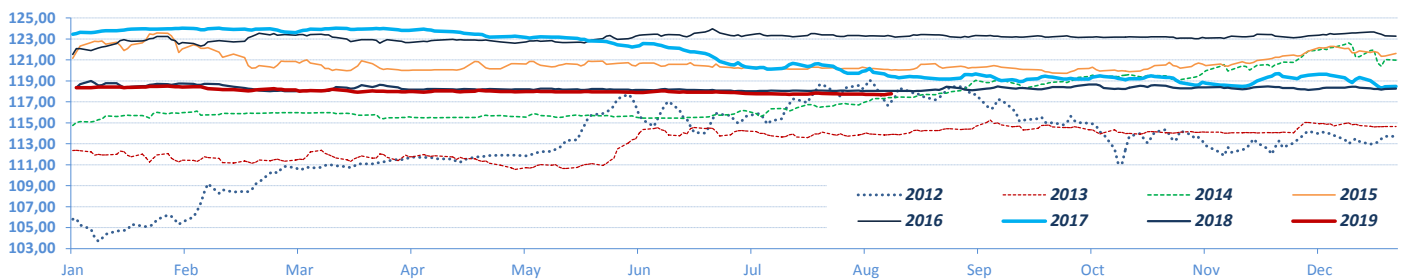
**DEVIZNO TRŽIŠTE / FX MARKET**

**EUR / RSD** (Srednji kurs / Official Middle Rate) ► 10 dana / 10 days

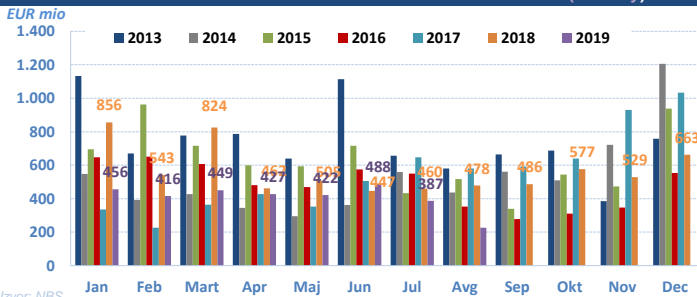


Izvor/Source: NBS

**EUR / RSD** (Srednji kurs/ Official middle rate) ► Jan - ....

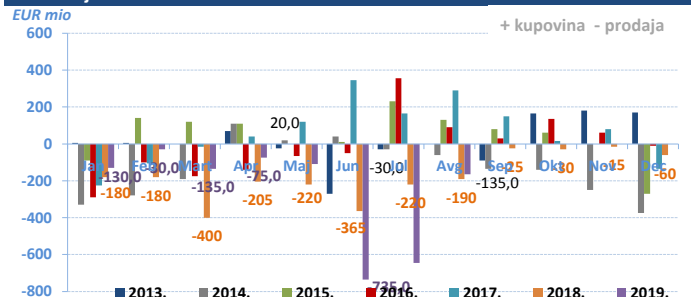


**Promet na međubankarskom tržištu / Volumes on FX Interbank market (eur only)**

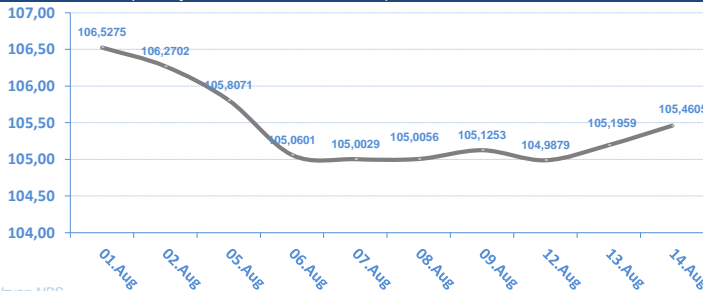


Izvor: NBS

**Intervencije NBS na deviznom tržištu / NBS Interventions on FX interbank market**

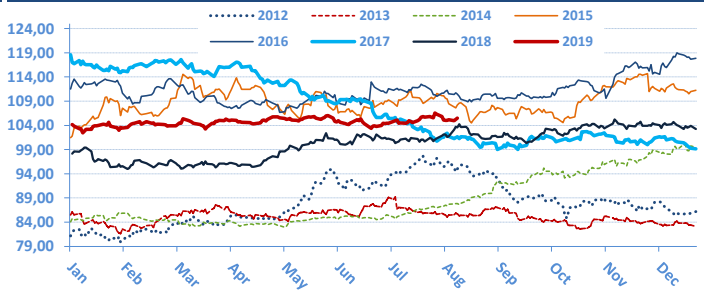


**USD / RSD** (Srednji kurs / Official middle rate) ► 10 dana / 10 days



Izvor: NBS

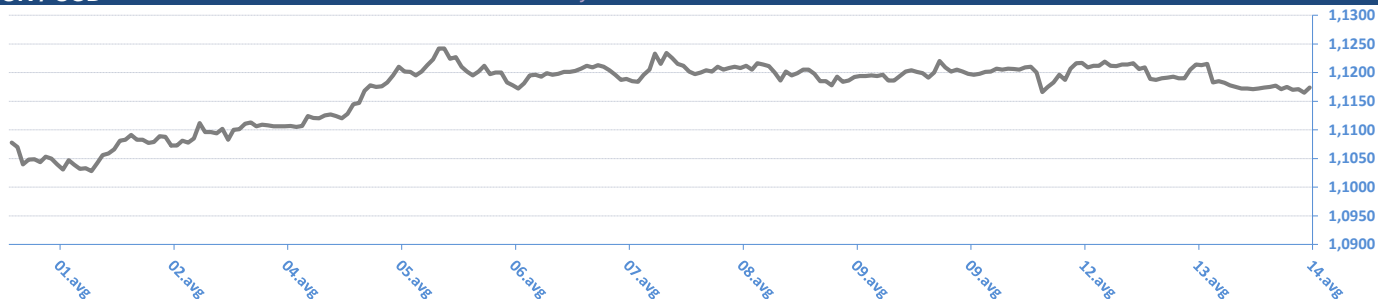
**USD / RSD** (Srednji kurs / Official middle rate) ► Jan - ....



Monthly change	EUR/RSD	%	USD/RSD	%	Yearly change	EUR/RSD	%	USD/RSD	%
01.08.19	117,7449	-0,12%	106,5275	2,44%	14.08.19	117,7677	-0,49%	105,4605	7,46%
01.07.19	117,8875	-0,04%	103,9939	-1,42%	03.01.19	118,3439	0,00%	104,1851	6,16%
03.06.19	117,9288	-0,03%	105,4914	-0,08%	03.01.18	118,3431	-4,14%	98,1367	-17,25%
03.05.19	117,9626	-0,01%	105,5783	0,57%	04.01.17	123,4512	1,59%	118,6004	6,34%
01.04.19	117,9759	-0,13%	104,9794	1,06%	04.01.16	121,5145	0,30%	111,5324	9,90%
01.03.19	118,1291	-0,25%	103,8772	0,32%	05.01.15	121,1543	5,58%	101,4863	20,72%
01.02.19	118,4266	0,07%	103,5469	-0,61%	03.01.14	114,7559	2,14%	84,0641	-1,67%
03.01.19	118,3439	0,10%	104,1851	0,14%	03.01.13	112,3495	6,20%	85,4889	5,32%
03.12.18	118,2313	-0,06%	104,0402	-0,27%	04.01.12	105,7880	-0,21%	81,1693	2,16%
01.11.18	118,2984	-0,07%	104,3196	2,19%	04.01.11	106,0156	10,47%	79,4541	18,48%
01.10.18	118,3868	0,19%	102,0840	0,29%	04.01.10	95,9679	7,17%	67,0635	4,25%
03.09.18	118,1567	0,08%	101,7890	0,71%	05.01.09	89,5436	12,27%	64,3273	18,68%
01.08.18	118,0618		101,0717		03.01.08	79,7577		54,2016	

**EUR / USD**

► 10 dana / 10 days

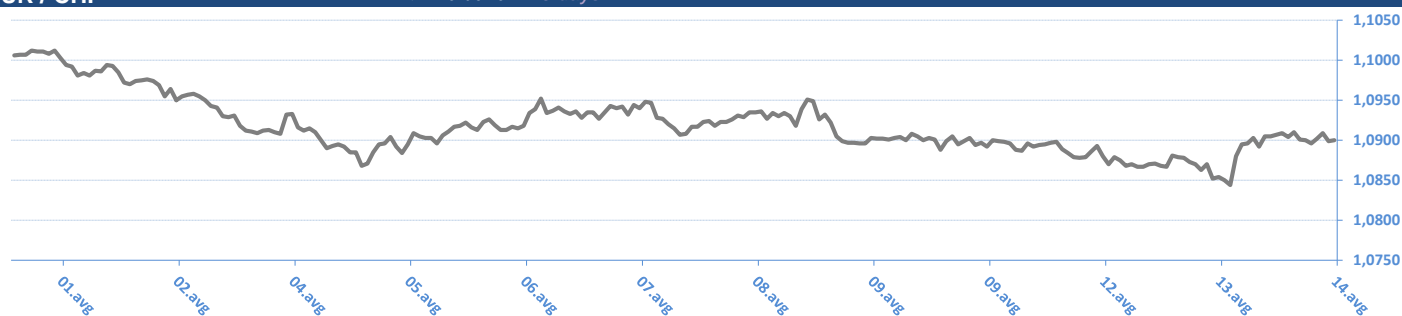


**EUR / USD**



**EUR / CHF**

► 10 dana / 10 days



**EUR / CHF**



Izvor / Source: Reuters

14.08.2019 08:45:23

**EUR / XX**

Valutni par / CCY pair	Kupovni/BID	Prodajni/ASK
EUR/USD	1,1175	1,1176
EUR/JPY	118,9000	118,9100
EUR/GBP	0,9265	0,9269
EUR/CHF	1,0900	1,0905
EUR/DKK	7,4627	7,4630
EUR/NOK	9,9339	9,9361
EUR/SEK	10,6733	10,6756
EUR/CAD	1,4782	1,4787
EUR/AUD	1,6466	1,6469
EUR/HUF	323,3900	323,7300
EUR/CZK	25,8230	25,8310
EUR/PLN	4,3373	4,3382
EUR/HRK	7,3880	7,3910
EUR/RUB	72,6472	72,6562
EUR/NZD	1,7303	1,7308

**USD / XX**

Valutni par / CCY pair	Kupovni/BID	Prodajni/ASK
USD/EUR	0,8948	0,8948
USD/JPY	106,3800	106,4100
USD/GBP	0,8292	0,8293
USD/CHF	0,9754	0,9758
USD/DKK	6,6775	6,6785
USD/NOK	8,8880	8,8920
USD/SEK	9,5501	9,5531
USD/CAD	1,3225	1,3229
USD/AUD	1,4732	1,4736
USD/HUF	289,3100	289,7600
USD/CZK	23,0990	23,1190
USD/SKK	21,5460	21,6000
USD/PLN	3,8798	3,8812
USD/HRK	6,6094	6,6145
USD/RUB	64,9616	65,0284
USD/NZD	1,5482	1,5489

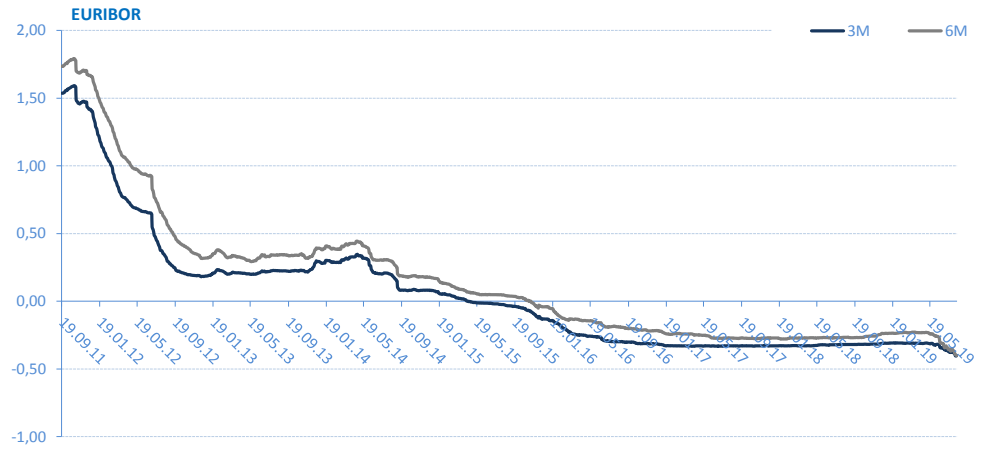
\* Međunarodno devizno međubankarsko tržište / International FX Interbank Market

Izvor / Source: Reuters

EURIBOR

SW	-0,408
1M	-0,413
3M	-0,402
6M	-0,401
1Y	-0,357

\* Izvor: Reuters; Objavljeno prethodnog radnog dana



Kamatne stope Centralnih Banaka

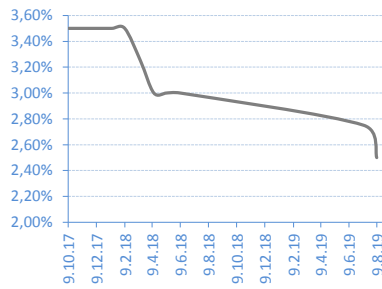
Interest rates of Central banks

CB	Kamatna stopa/Interest rate
USD	2,25
EUR	0,00
GBP	0,75
CAD	1,75
AUD	1,00
JPY	0,10

\* Izvor: Reuters; Objavljeno prethodnog radnog dana

REFERENTNA KAMATNA STOPA NBS / NBS Key Policy Rates

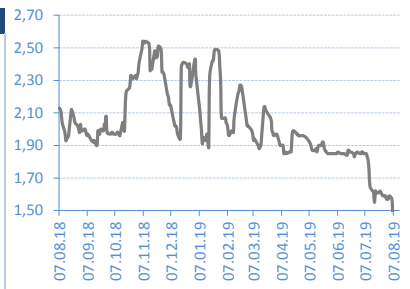
Date	Rate	Change (%)
08.08.19	2,50%	-9,09%
11.07.19	2,75%	-8,33%
08.06.18	3,00%	0,00%
10.05.18	3,00%	0,00%
12.04.18	3,00%	-7,69%
14.03.18	3,25%	-7,14%
08.02.18	3,50%	0,00%
11.01.18	3,50%	0,00%
07.12.17	3,50%	0,00%
09.11.17	3,50%	



\* Izvor/Source: NBS

BEONIA

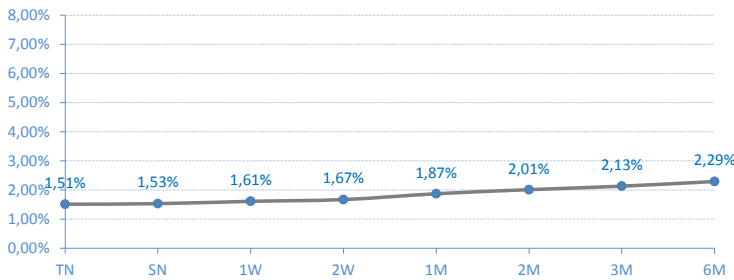
Date	Rate	Change (%)
13.08.19	1,11%	-8,26%
09.08.19	1,21%	-14,79%
08.08.19	1,42%	0,00%
07.08.19	1,42%	-2,74%
06.08.19	1,46%	-7,01%
05.08.19	1,57%	-1,26%
02.08.19	1,59%	1,27%
01.08.19	1,57%	0,00%
31.07.19	1,57%	0,00%
30.07.19	1,57%	



\* Izvor/Source: Reuters; Objavljeno prethodnog radnog dana / Published on previous working day

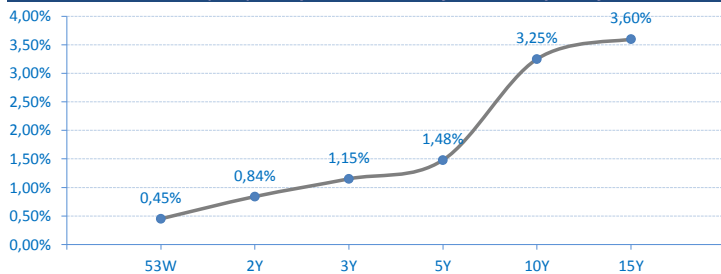
Kamatne stope/Prinos na tržištu / Market Interest Rates

Belibor



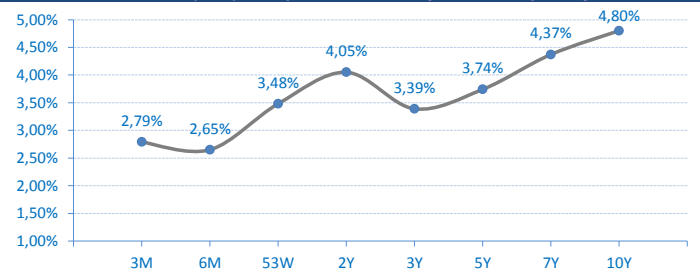
Državne HOV Republike Srbije u Evrima - prinosi sa poslednje aukcije

Government bonds (EUR) of Republic of Serbia - yield on last primary auction



Državne HOV Republike Srbije u Dinarima - prinosi sa poslednje aukcije

Government bonds (RSD) of Republic of Serbia - yield on last primary auction



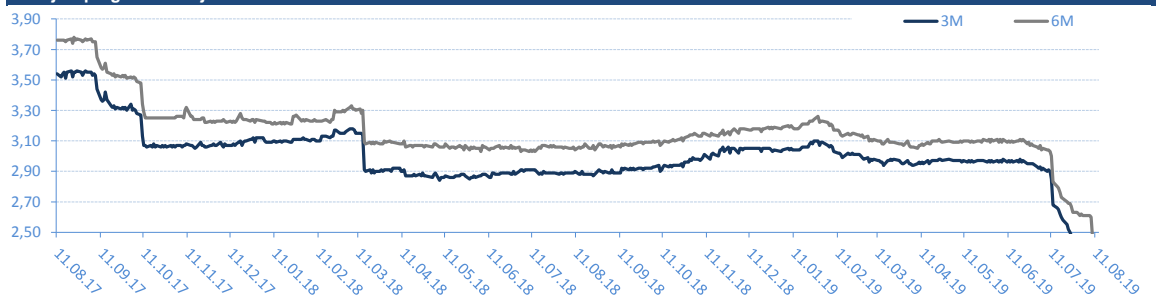
BELIBOR

Trenutne stope / Current rates

TN	1,51%
SN	1,53%
1W	1,61%
2W	1,67%
1M	1,87%
2M	2,01%
3M	2,13%
6M	2,29%

\* Izvor/Source: Reuters; Objavljeno prethodnog radnog dana / Published on previous working day

Istorijski pregled kretanja 6M i 3M Belibor-a / Historical overview of 6M and 3M Belibor rates



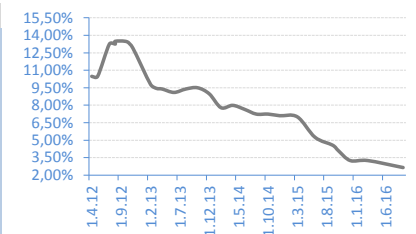
T-BILLS 3M - RSD

Date	Rate	Realisation
14.01.16	2,79%	100,00%
05.11.15	2,94%	100,00%
15.10.15	3,00%	92,18%
06.08.15	4,40%	96,26%
16.07.15	4,79%	98,47%
07.05.15	5,63%	92,92%
16.04.15	6,45%	100,00%
05.02.15	6,95%	45,05%



T-BILLS 6M - RSD

Date	Rate	Realisation
01.09.16	2,65%	23,03%
03.03.16	3,25%	96,46%
03.12.15	3,25%	97,22%
08.10.15	4,09%	100,00%
03.09.15	4,57%	87,90%
04.06.15	5,25%	93,30%
05.03.15	7,00%	21,33%
04.12.14	7,10%	100,00%



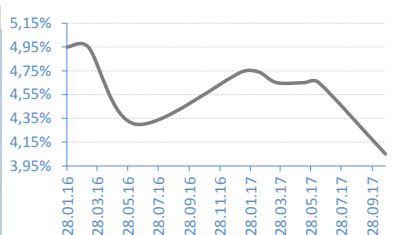
T-BILLS 53W - RSD

Date	Rate	Realisation
06.02.17	3,48%	17,91%
21.12.16	3,49%	32,22%
15.11.16	3,57%	45,64%
28.09.16	3,58%	52,92%
27.07.16	3,59%	49,07%
07.06.16	4,01%	78,06%
15.03.16	4,01%	16,73%
02.02.16	4,09%	63,42%



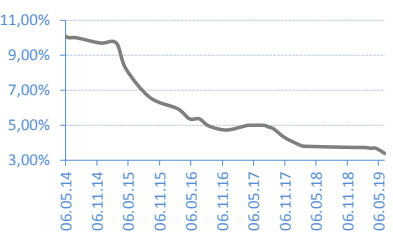
G-BONDS 2Y - RSD

Date	Rate	Realisation
24.10.17	4,05%	116,30%
13.06.17	4,65%	51,56%
16.05.17	4,65%	43,95%
21.03.17	4,65%	100,00%
13.02.17	4,74%	78,80%
10.01.17	4,74%	23,25%
13.06.16	4,30%	95,67%
10.03.16	4,95%	56,41%



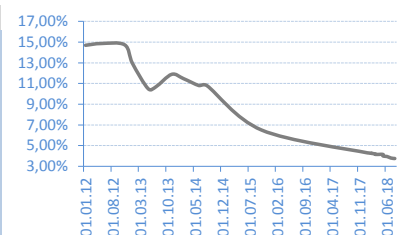
G-BONDS 3Y - RSD

Date	Rate	Realisation
11.06.19	3,39%	62,60%
23.04.19	3,68%	88,70%
19.03.19	3,69%	112,71%
20.02.19	3,73%	120,53%
15.01.19	3,73%	60,94%
28.02.18	3,80%	100,00%
30.01.18	3,88%	34,77%
06.11.17	4,29%	97,97%



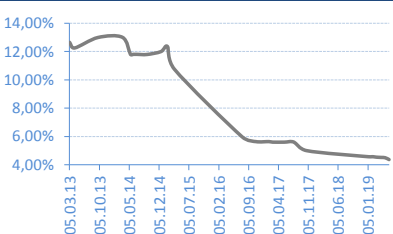
G-BONDS 5Y - RSD

Date	Rate	Realisation
11.09.18	3,74%	98,60%
14.08.18	3,75%	65,62%
17.07.18	3,80%	40,58%
05.06.18	3,95%	35,67%
22.05.18	3,99%	26,18%
08.05.18	4,15%	97,00%
24.04.18	4,15%	52,31%
10.04.18	4,15%	32,63%



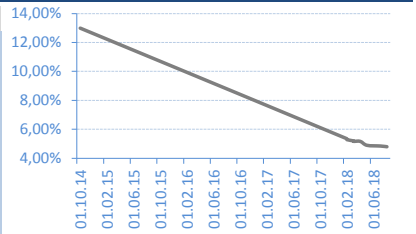
G-BONDS 7Y - RSD

Date	Rate	Realisation
04.06.19	4,37%	267,04%
07.05.19	4,50%	134,27%
10.04.19	4,52%	75,42%
05.03.19	4,54%	58,46%
12.02.19	4,57%	34,68%
30.01.19	4,57%	30,41%
09.01.19	4,57%	52,59%
23.10.17	5,00%	100,00%



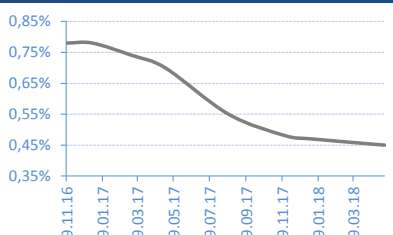
G-BONDS 10Y - RSD

Date	Rate	Realisation
07.08.18	4,80%	26,87%
10.07.18	4,85%	36,97%
15.05.18	4,90%	96,72%
03.04.18	5,17%	26,55%
20.03.18	5,17%	83,61%
06.03.18	5,20%	203,57%



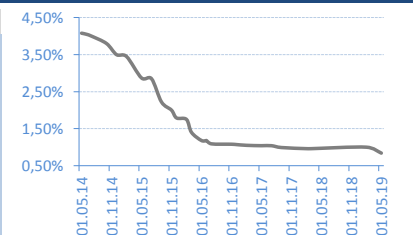
T-BILLS 53W - EUR

Date	Rate	Realisation
21.05.18	0,45%	100,00%
18.01.18	0,47%	98,00%
05.12.17	0,48%	100,00%
30.08.17	0,55%	50,00%
15.05.17	0,70%	91,30%
20.03.17	0,74%	60,00%
12.01.17	0,78%	46,20%
29.11.16	0,78%	100,00%



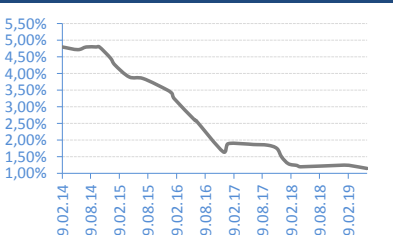
G-BONDS 2Y - EUR

Date	Rate	Realisation
27.05.19	0,84%	148,40%
19.02.19	1,00%	142,00%
22.03.18	0,96%	25,62%
01.02.18	0,96%	52,00%
14.09.17	0,99%	53,60%
12.07.17	1,04%	16,80%
23.05.17	1,04%	99,00%
14.02.17	1,05%	95,35%



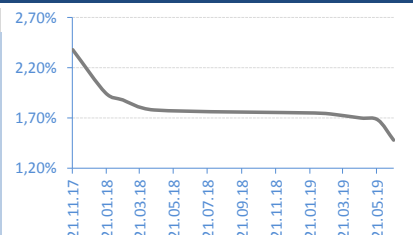
G-BONDS 3Y - EUR

Date	Rate	Realisation
18.06.19	1,15%	59,14%
12.03.19	1,23%	50,04%
23.01.19	1,25%	32,10%
20.04.18	1,20%	35,96%
28.03.18	1,24%	99,29%
02.02.18	1,29%	100,00%
21.12.17	1,49%	100,00%
20.11.17	1,75%	49,70%



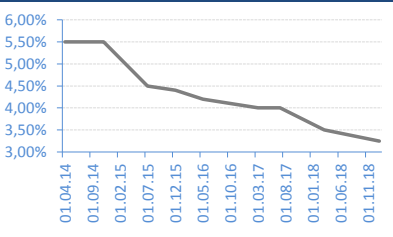
G-BONDS 5Y - EUR

Date	Rate	Realisation
20.06.19	1,48%	47,86%
23.05.19	1,68%	77,32%
22.04.19	1,70%	19,90%
27.02.19	1,74%	37,84%
29.01.19	1,75%	41,25%
16.04.18	1,78%	52,41%
19.02.18	1,88%	79,99%
19.01.18	1,95%	80,28%



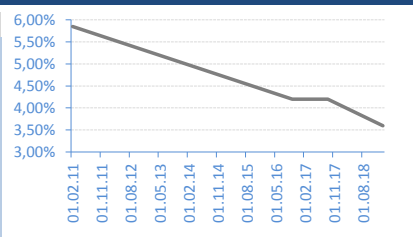
G-BONDS 10Y - EUR

Date	Rate	Realisation
16.01.19	3,25%	139,40%
26.03.18	3,50%	86,85%
13.07.17	4,00%	42,95%
15.03.17	4,00%	65,60%
25.05.16	4,20%	96,00%
04.12.15	4,40%	100,00%
28.07.15	4,50%	76,77%
19.11.14	5,50%	100,00%



G-BONDS 15Y - EUR

Date	Rate	Realisation
06.02.19	3,60%	100,00%
06.09.17	4,20%	70,13%
19.10.16	4,20%	100,00%



## AKCIJE / Shares - REGULISANO TRŽIŠTE / REGULATED MARKET

## Najtrgovanije HOV / Most Active

	Symbol	Closing price	% Change	Open	Max	Min	No of Trades	Volume	Volume RSD
Aerodrom Nikola Tesla a.d. Beograd	AERO	850	1,19%	840	850	840	42	5.007	4.255.748
NIS a.d. Novi Sad	NIIS	688	0,88%	682	690	680	28	6.045	4.161.695
Dunav osiguranje a.d. Beograd	DNOS	2.100	5,00%	2.100	2.100	2.100	1	497	1.043.700
Komercijalna banka a.d. Beograd	KMBNPB	1.400	-0,07%	1.400	1.400	1.400	1	272	380.800
Metalac a.d. Gornji Milanovac	MTLC	1.999	0,00%	1.999	1.999	1.999	1	50	99.950

## Dobitnici / Gainers

	Symbol	Closing price	% Change	Open	Max	Min	No of Trades	Volume	Volume RSD
Dunav osiguranje a.d. Beograd	DNOS	2.100	5,00%	2.100	2.100	2.100	1	497	1.043.700
Aerodrom Nikola Tesla a.d. Beograd	AERO	850	1,19%	840	850	840	42	5.007	4.255.748
NIS a.d. Novi Sad	NIIS	688	0,88%	682	690	680	28	6.045	4.161.695

## Gubitnici / Decliners

	Symbol	Closing price	% Change	Open	Max	Min	No of Trades	Volume	Volume RSD
Komercijalna banka a.d. Beograd	KMBNPB	1.400	-0,07%	1.400	1.400	1.400	1	272	380.800

## AKCIJE / SHARES - MTP

## Najtrgovanije HOV / Most Active

	Symbol	Closing price	% Change	Bid (Volume)	Ask (Volume)	No of Trades	Volume	Volume RSD
Telefonkabl a.d. Beograd	TLKB	10.005	0,05%	10005	10005	10005	21	318
Zitosrem a.d. Indija,	ZISR	2.800	3,70%	2800	2800	2800	2	68
Zitopek a.d. Nis	ZTPK	470	0,00%	470	470	470	2	50
Termika a.d. Beograd	TRBG	4.500	12,50%	4500	4500	4500	2	22
Tehnohemija u restrukturiranju a.d. Beograd	THHM	215	-5,29%	215	215	215	1	20

## Dobitnici / Gainers

	Symbol	Closing price	% Change	Bid (Volume)	Ask (Volume)	No of Trades	Volume	Volume RSD
Termika a.d. Beograd	TRBG	4.500	12,50%	4500	4500	4500	2	22
Zitosrem a.d. Indija,	ZISR	2.800	3,70%	2800	2800	2800	2	68
Intereuropa - logistické usluge a.d. Dobanovci	INEU	37.400	2,47%	37500	36400	37400	2	11
Telefonkabl a.d. Beograd	TLKB	10.005	0,05%	10005	10005	10005	21	318

## Gubitnici / Decliners

	Symbol	Closing price	% Change	Bid (Volume)	Ask (Volume)	No of Trades	Volume	Volume RSD
Geosonda - Fundiranje a.d. Beograd	GSFD	413	-24,91%	413	413	413	1	20
Tehnohemija u restrukturiranju a.d. Beograd	THHM	215	-5,29%	215	215	215	1	20

## Kontakti / Contacts:

## Srđan Tomašević

srđjan.tomasevic@erstebank.rs

Trgovanje / Trading

011/220 9116

## Aleksandar Zarić

aleksandar.zaric@erstebank.rs

Prodaja / Sales

011/220 9198

## Aleksandra Parčetić

aleksandra.parcetic@erstebank.rs

Brokersko poslovanje / Brokerage

011/220 9159

## Vladimir Vulević

vladimir.vulevic@erstebank.rs

Podrška i Razvoj / Support and Development

011 / 201 50 50

## Nenad Đurović

nenad.djurovic@erstebank.rs

Trgovanje / Trading

011/ 220 9115

## Dušan Stević

dusan.stevic@erstebank.rs

Prodaja / Sales

011/220 9118

## Danijela Stojanović

danijela.stojanovic@erstebank.rs

Prodaja / Sales

011/ 220 9132

## Marija Đorđević

marija.djordjevic@erstebank.rs

Brokersko poslovanje /

Brokerage

011/220 9110

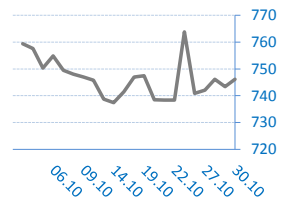
Izveštaj sačinio / Prepared by: Sektor sredstava / Treasury division

Informacije i cene iz ovog pregleda dobijene su iz izvora za koje verujemo da su pouzdani ali ne garantujemo njihovu tačnost i potpunost. Navedene informacije su važeće samo u trenutku njihovog sastavljanja a objavljuju se u čiju opšteg informisanja, pri čemu ne predstavljaju bilo kakav oblik investicionog saveta niti preporuke za investiranje niti na bilo koji način obavezuju Erste Bank ad Novi Sad u pogledu odgovornosti za štetu nastalu upotrebom informacija iz ovog pregleda.

The information and prices in this review are obtained from sources that we believe are reliable, but we do not guarantee their accuracy and completeness. The mentioned information is valid only at the time of their compilation and are published in the general information, whereby they do not represent any form of investment advice or recommendations for investing or in any way obligate Erste Bank ad Novi Sad in respect of liability for damages arising from the use of information referred to in of this review.

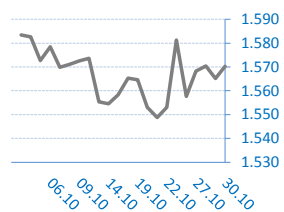
## BELEX15

Vrednost / Value	746,15
Promena / Change	2,72
%	0,37%



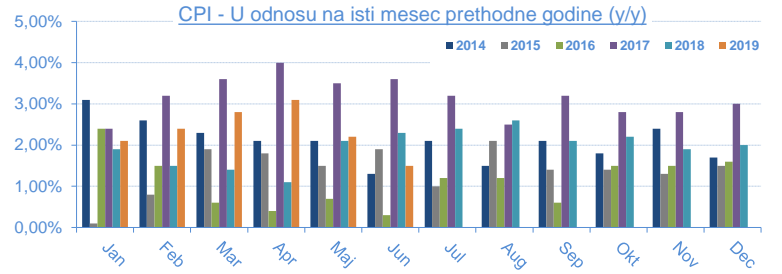
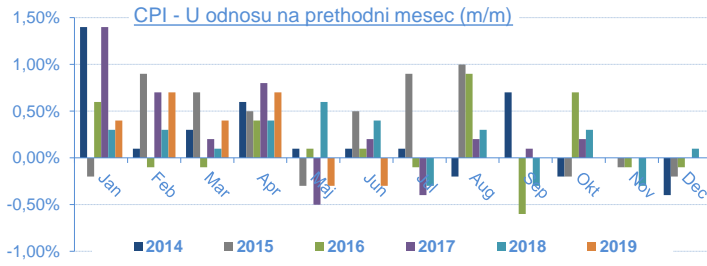
## BELEXline

Vrednost / Value	1.570,31
Promena / Change	5,15
%	0,33%



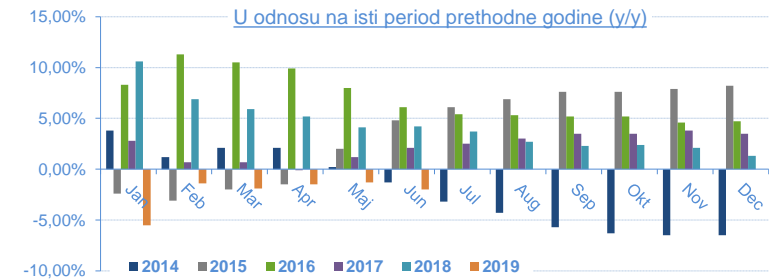
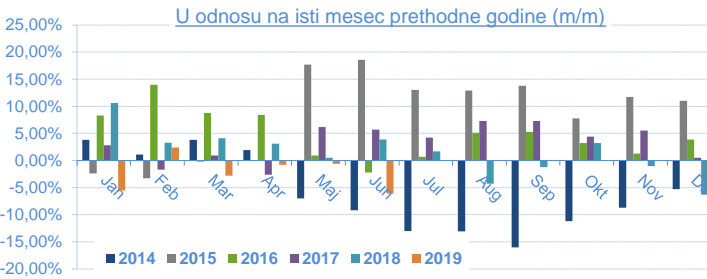
Indeks potrošačkih cena (Consumer Price Index - CPI) / 2018

	Jan	Feb	Mar	Apr	Maj	Jun	Jul	Aug	Sep	Okt	Nov	Dec
U odnosu na prethodni mesec (m/m)	0,40%	0,70%	0,40%	0,70%	-0,30%	-0,30%						
U odnosu na isti mesec 2018. (y/y)	2,10%	2,40%	2,80%	3,10%	2,20%	1,50%						
U odnosu na decembar 2018.		1,10%	1,50%	2,30%	2,00%	1,70%						
Datum objavljivanja / Published date	22.02.19	12.03.19	12.04.19	13.05.19	12.06.19	12.07.19						



INDUSTRIJSKA PROIZVODNJA / Industrial production / 2019

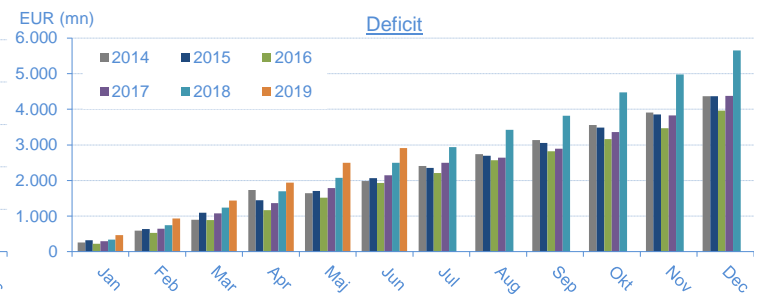
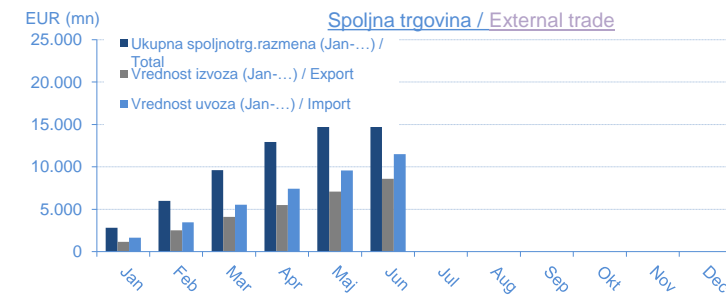
	Jan	Feb	Mar	Apr	Maj	Jun	Jul	Aug	Sep	Okt	Nov	Dec
U odnosu na isti mesec 2018 (m/m)	-5,50%	2,40%	-2,80%	-0,80%	-0,60%	-6,10%						
U odnosu na isti period 2018 (jan-...) (y/y)	-5,50%	-1,40%	-1,90%	-1,50%	-1,30%	-2,00%						
U odnosu na prosek 2018	-12,20%	-7,40%	2,30%	-4,40%	1,10%	-2,50%						
Datum objavljivanja / Published date	28.02.19	29.03.19	30.04.19	31.05.19	28.06.19	31.07.19						



SPOLJNOTRGOVINSKA ROBNA RAZMENA / External Trade / 2019

\* u eur mln

Mesec/Month	Jan	Feb	Mar	Apr	Maj	Jun	Jul	Aug	Sep	Okt	Nov	Dec
Ukupna spoljnotrg.razmena (Jan-...) / Total	2.840,40	6.015,80	9.626,40	12.958,60	16.675,50	20.077,90						
Promena / Yearly change	7,80%	9,80%	8,10%	8,30%	9,70%	8,00%						
Vrednost izvoza (Jan-...) / Export	1.186,90	2.539,90	4.092,80	5.510,50	7.087,40	8.584,20						
Promena / Yearly change	3,00%	7,10%	6,90%	7,30%	8,30%	6,70%						
Vrednost uvoza (Jan-...) / Import	1.653,50	3.475,90	5.533,60	7.448,10	9.588,10	11.493,70						
Promena / Yearly change	11,50%	11,70%	9,00%	9,00%	10,80%	9,10%						
Deficit (jan-...)	466,70	936,00	1.440,80	1.937,70	2.500,70	2.909,50						
Promena / Yearly change	40,90%	26,50%	15,60%	14,20%	18,80%	17,00%						
Pokrivenost uvoza izvozom (Export/Import ratio)	71,80%	73,10%	74,00%	74,00%	73,90%	74,70%						
Datum objavljivanja / Published date	12.03.19	29.03.19	30.04.19	31.05.19	28.06.19	31.07.19						



BUDŽETSKI BALANS / Budget balance

\* u rsd mln

Budžetski balans u 2018.	32.183,97
January 2019	23.620,61
February 2019	-1.429,81
March 2019	-6.363,12
April 2019	-10.322,94
May 2019	2.776,26
June 2019	
July 2019	
August 2019	
September 2019	
October 2019	
November 2019	
December 2019	
Budžetski balans u 2019. / Total 2019	8.281,00
Planirani deficit u 2019. / Planned	-3.344,12
Ostvarenje plana / Realisation	
Datum ažuriranja / Published date	05.07.19

